

DIGITAL RESOURCE GUIDE  
MAGAZINES & NEWS

# U.S. Major Dailies



Current editions of:  
*Chicago Tribune*  
*The New York Times*  
*Los Angeles Times*  
*The Washington Post*  
THE WALL STREET JOURNAL.



LINCOLNWOOD  
PUBLIC LIBRARY

# What is U.S. Major Dailies?

ProQuest's U.S. Major Dailies is an archive of five U.S. newspapers: *Chicago Tribune*, *Los Angeles Times*, *New York Times*, *The Wall Street Journal*, and *The Washington Post*. These five are some of the most respected regional and national papers of record. Each paper's current edition is available at 8am that day. Each paper also has a back catalog of full text articles that can be searched and read.

- *Chicago Tribune* – archive covers 1985-present
- *Los Angeles Times* – archive covers 1985-present
- *New York Times* – archive covers 1980-present
- *The Wall Street Journal* – archive covers 1984-present
- *The Washington Post* – archive covers 1987-present

## How to Access U.S. Major Dailies

1. Go to the library's website, [www.lincolnwoodlibrary.org](http://www.lincolnwoodlibrary.org)
2. Hover over **Resources**. Select **Resource Quick Links**.
3. Scroll and select **View Resource** for the newspaper you want to read (see list above).

You'll be automatically directed to U.S. Major Dailies directly while in the Library.

4. If you're outside the library building, you will have to enter your full library card number **21242000XXXXXX** (without any spaces) in the **Barcode** field to log in.

## Barcode Required

To access ProQuest, please enter the barcode or other ID that was assigned to you by your institution.

If you do not have a barcode or ID, please consult with your institution for more information on obtaining one. Alternatively, you may [log in to ProQuest](#) using your account or connect through your library or institution.

Barcode:

Log in

## What you can access with U.S. Major Dailies

U.S. Major Dailies provides access to the text of articles from its covered newspapers. It does not show you exactly what printed newspaper pages look like. It does not show most pictures or any advertisements.

## Accessing today's paper and other days

From the homepage, select a paper name or the ☰ button.

If you selected the ☰ button:

- Select **Change Databases**. Select the + by U.S. Major Dailies.
- Select the paper you're interested in from the list.

If you selected a paper name from the homepage:

- On the papers' page, select **Publications**.

Each paper has multiple editions. For the print editions, select:

- *Chicago Tribune*, select **Chicago Tribune; Chicago, Ill.**
- *L.A. Times*, select **Los Angeles Times; Los Angeles, Calif.**
- *New York Times*, select **New York Times, Late Edition (East Coast); New York, N.Y.**
- *The Wall Street Journal*, select **Wall Street Journal, Eastern edition; New York, N.Y.**
- *The Washington Post*, select **The Washington Post, Washington, D.C.**

Selecting those options takes you directly to today's paper. Use the three **Choose an issue to view** dropdown menus to select a different day and then select **View issue**.

### Choose an issue to view

2022 > July > Jul 22, 2022 View issue

Browse the list of articles and select a title to read.

- [Jordan, Bulls Fare Well; Sixth NBA Title Is History, but Future Uncertain: \[FINAL Edition\]](#) Full Text
- 4 Wilbon, Michael. [The Washington Post; Washington, D.C.](#) [Washington, D.C]. 15 June 1998: A01.  
[Abstract/Details](#) [Full text](#)

For more detailed instruction, book a one-on-one session with a librarian. Registration requires a Lincolnwood Library Card. For scheduling, contact Adult Services at (224) 233-1859.

## Links to today's papers

If you have trouble, type these links in your browser address bar:

Chicago Tribune - <https://bit.ly/3omZxto>

Los Angeles Times - <https://bit.ly/3zpkPgb>

New York Times - <https://bit.ly/3zoNUZj>

The Wall Street Journal - <https://bit.ly/3BhdcJY>

The Washington Post - <https://bit.ly/3PP6xuz>

## Links to everything from a certain paper

If you have trouble, type these links in your browser address bar:

Chicago Tribune - <https://bit.ly/3RPQcb5>

Los Angeles Times - <https://bit.ly/3okyZc7>

New York Times - <https://bit.ly/3zoNL8d>

The Wall Street Journal - <https://bit.ly/3Bhdb8S>

The Washington Post - <https://bit.ly/3Oz9tuE>

## Switch to a different paper

- Select the ☰ button and select **Change Databases**.
- Click the name of the paper you want to switch to.

## Searching and filtering results

If you're not sure what day you're looking for, you can do general searches of everything in U.S. Major Dailies or of specific papers. There are search boxes on many pages. Enter keywords and then select **Search** or 🔍 buttons to see results.



Results highlight your search terms and can be filtered with options on the left side.

- You can use **Sorted by** and choose from **Relevance**, **Oldest first**, or **Most recent first**.
- You can remove abstracts with **Limit to**  **Full text**.
- Select ranges of **Publication dates** by dragging the left and right sliders and then select **Update**.
- Select **v** arrows to show even more filtering options, or hide them by selecting **^**.

Results show the headline, author, publication date, and selected brief sections of the article as a preview. Select any headline to see the full display of that article.

## Reading articles and options

The text of the article is displayed in the main section of the page under **Full Text**.



Save as  
PDF

### Downloading an article

You may want to take time to read longer articles and avoid the 30 minute inactivity logout. You can download articles for permanent use by selecting the **↓ PDF** icon toward the top near the article headline. Selecting this option will open up a new tab for monitoring the status of the download. The PDF will download using your normal system settings and may go to your Downloads, Documents, or Desktop, depending on your settings. You can close the extra browser tab after the PDF has downloaded.

### Citing an article

Near the option to download an article is a **”** button to cite the article if you are using it in a research paper.



Cite

- Select the **Cite** option.
- Use the drop down menu beneath **Copy citations directly into your paper**. Highlight and copy/paste into your paper.

**Copy citations directly into your paper**

APA 6th - American Psychological Association, 6th Ed **▼**

For more detailed instruction, book a one-on-one session with a librarian. Registration requires a Lincolnwood Library Card. For scheduling, contact Adult Services at (224) 233-1859.

Select the X to exit out of the Cite menu to return to the article.

## Emailing the article



Email

Select the **Email** option near the headline to start emailing the article you're viewing.

- In the **Email** menu that appears, use the drop down menu to select what you want to email – either the **Full text** or the **Citation**. Check  **Include Bibliographic citations at the end** and choose a format for the citation if you selected the **Citation** option.
- Type your [email@address.com](mailto:email@address.com) in the **Email addresses** text box and/or the email address of anyone else you want to send the article to. Separate each email address with a , character.
- Type your name in the required **Your name** text box field.
- You can also change the **Subject** and type a **Message** about the article to send in the email.
- Select **Cancel** if you've changed your mind to return to the article, or select **Continue** to have U.S. Major Dailies email the article.




Print

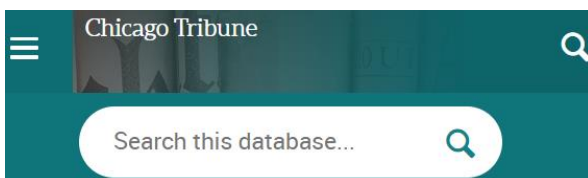
## Printing the article


Select the **Print** option near the headline to start printing an article you're viewing. In the Print menu that appears, use the drop down menu and checkboxes to select:

- the **Content** to include in the print, either the **Citation** or the **Full text** and information about of the article. Then select **Continue**.
- A new window opens which is formatted to print nicely.
- Use your standard system print options to print the page, and then close the window afterwards or use your ← button to return to the article you were viewing.

















## Searching more

From an article you're viewing, select the  button near the name of the newspaper the article was published by to search that paper for more.




Or select the  button and then select **Change databases**.

Find U.S. Major Dailies in the list. Select the U.S. Major Dailies to search all of the five included papers. Or select the + by U.S. Major Dailies to see all included papers to choose a specific one.

-  U.S. Major Dailies (1980 - current)    
U.S. Major Dailies provides access to five of the country's most respected national and regional newspapers offering researchers complete and timely coverage of local, national, and world events  
Subject Area(s): News  
[View title list](#) 
- Chicago Tribune (1985 - current)    
Local and regional news coverage - newspaper  
Subject Area(s): News  
[View title list](#) 
- Los Angeles Times (1985 - current)    
Local and regional news coverage - newspaper  
Subject Area(s): News  
[View title list](#) 
- New York Times (1980 - current)    
New York newspaper  
Subject Area(s): News  
[View title list](#) 
- The Wall Street Journal (1984 - current)    
Local and regional news coverage - newspaper  
Subject Area(s): News  
[View title list](#) 
- The Washington Post (1987 - current)    
Local and regional news coverage - newspaper  
Subject Area(s): News  
[View title list](#) 

*U.S. Major Dailies does not have a mobile app and is best viewed on a desktop or laptop computer, but works on mobile devices.*

For more detailed instruction, book a one-on-one session with a librarian. Registration requires a Lincolnwood Library Card. For scheduling, contact Adult Services at (224) 233-1859.



# LINCOLNWOOD PUBLIC LIBRARY

[lincolnwoodlibrary.org](http://lincolnwoodlibrary.org) • 847-677-5277



Looking for more to read  
beyond U.S. Major Dailies?  
Try **PressReader** for  
international magazines  
and newspapers.

