

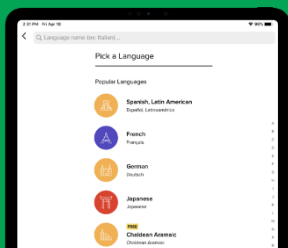
# DIGITAL RESOURCE GUIDE

# LEARNING

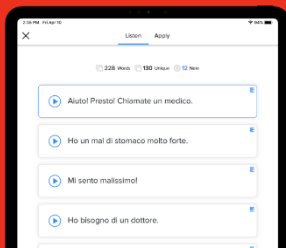


# Language skills online

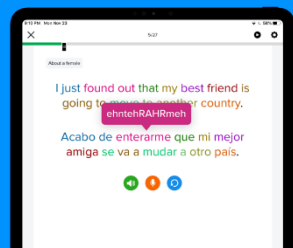
Start with the basics in over 70 languages.



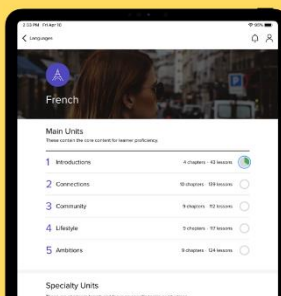
Easily practice your listening and reading skills.



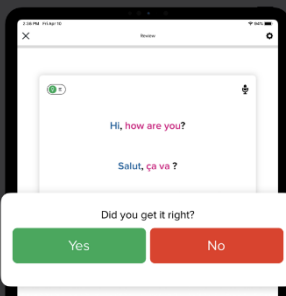
Tap every word to get help with pronunciation.



Hundreds of lessons on relevant topics.



Daily review activities built just for you.



Match your voice to native speakers.



## Learn over 70 languages



LINCOLNWOOD  
PUBLIC LIBRARY

# What is Mango Languages?

Mango Languages is a language learning tool. There are 70 languages to choose from, including Arabic, English, Hindi, Korean, and Spanish. To keep track of your progress, create a free account with your Lincolnwood Library card and an email address.

## How to access Mango Languages

1. Go to the library's website, [lincolnwoodlibrary.org](http://lincolnwoodlibrary.org)
2. Hover over **Resources**. Select **Resource Quick Links**.
3. Select **View Resource** to the right of **Mango Languages**.

Or, you can manually go to [connect.mangolanguages.com/lincolnwood/start](http://connect.mangolanguages.com/lincolnwood/start) on any device.

## Create an account

It loads Lincolnwood Public Library District organization page.

- **Log in** – After you've created your account, you can type in the email address you give them and password to log in.
- **Sign Up** – Select **Sign Up** to create your account.

Log In

---

Email or Username

Password

Log In

Use Mango As A Guest

Don't have a profile?

Sign Up

## Create Your Profile

Mango Languages asks for your email, library card number **21242000XXXXXX**, and a new unique password. Enter these and then select **Sign Up**.

Email Address \*

YourEmail@service.com

Card Number \*

21242000XXXXXX

Password \*

.....



Sign Up

## Logging in after registering

Follow the **How to access Mango Languages** instructions, then enter your **email address**, your **password**, and select **Log In**.

## Pick a Language

Once logged in, Mango asks you what you want to learn. You can select from the list or type in a search.

Press the  menu button and then **Change Language** to switch.

See page 7 for a list of all available languages.

Pick a Language

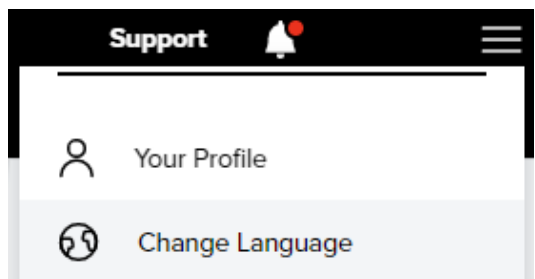
 Find a language.

[See All](#)

Popular Languages



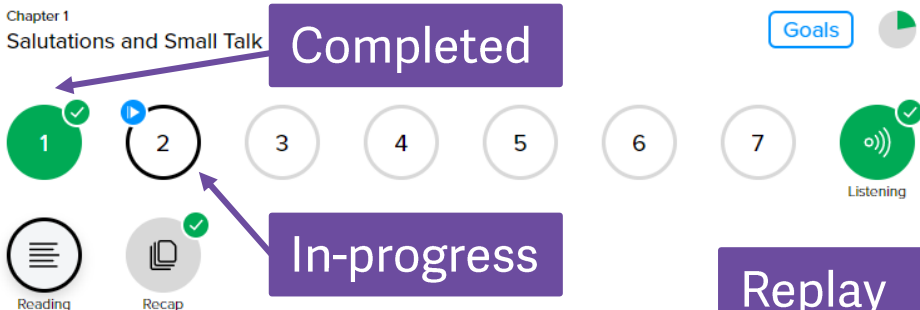
Spanish (Latin American)



For more detailed instruction, book a one-on-one session with a librarian. Registration requires a Lincolnwood Library Card. For scheduling, contact Adult Services at (224) 233-1859.

# Overview

Mango organizes language learning into units and chapters. Chapters include learning and practicing words, and listening, reading, and recap exercises. It is best used with a microphone and headphones for speech practice. Select a unit, chapter, and specific exercise to start. Lessons list conversational and grammar goals before you get started.



Lessons on Mango are based on conversations that increase in difficulty over time. They emphasize repetition for memorization. Native language words and phrases are listed above the language you're learning. Select buttons like **Start**, **Next**, **Back**, **Show Answer**, **Complete** to move through lessons. Listen as the instructors pronounce the new phrases.

## Compare voices

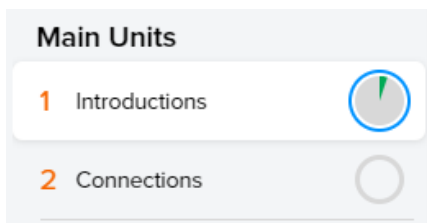
Press the orange microphone button to compare voices with the instructor. Record your voice saying the same phrase to check your pronunciation. You can drag the position to align with the instructor to learn to speak like a native.

## Notes



Throughout lessons, you may see **culture** and **grammar** notes without pronunciation exercises to help you learn fine points of languages.

# Getting started

After selecting a language, select a **Unit** to learn from, and then pick a specific **Chapter**. Some languages include specialty units like “**Business**” or “**Text Talk**”.



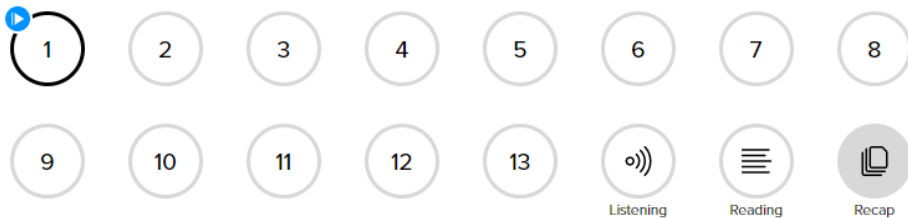
Main Units

- 1 Introductions 
- 2 Connections 

Chapter 1

Places and Directions

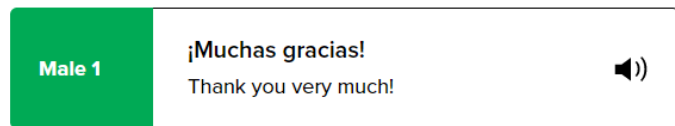
Goals 




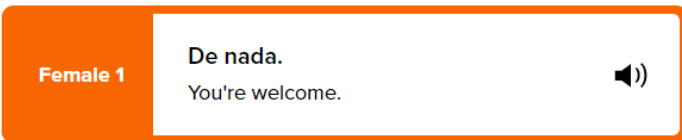
A grid of 13 numbered circles (1-13) and three activity icons. Circle 1 is highlighted with a blue play button icon. The activity icons are: Listening (speaker icon), Reading (list icon), and Recap (document icon).


In the **Chapter**, select a specific exercise. Select **Goals** to see what the unit covers. Beyond numbered exercises, some chapters have listening, reading, and recap activities. Each activity shows you its goals. Press **?** for a tutorial or **Start** to begin.

Exercises often begin with conversations to study, which start automatically. Current dialogue is highlighted with translations. Select the **Refresh** arrow to hear the whole conversation again, or select the **speaker** icons to the right for a specific part.



Male 1 ¡Muchas gracias!  
Thank you very much! 



Female 1 De nada.  
You're welcome. 



Hover or press words to see pronunciation help.



For more detailed instruction, book a one-on-one session with a librarian. Registration requires a Lincolnwood Library Card. For scheduling, contact Adult Services at (224) 233-1859.



The progress bar at the top of the screen shows how far you are through an exercise, and how many parts it has (7/68 above). Select the **X** at any time to exit out and save your progress. Drag the slider forward/backward to move through the exercise. Press the **?** for help and support. Select the **gear** button for settings.

Good afternoon. Are you lost?

oosTEHDTH

Buenas tardes. ¿Usted está perdida?

As you go through more exercises, parts of speech are highlighted in different colors both in the language you're learning and the translation.

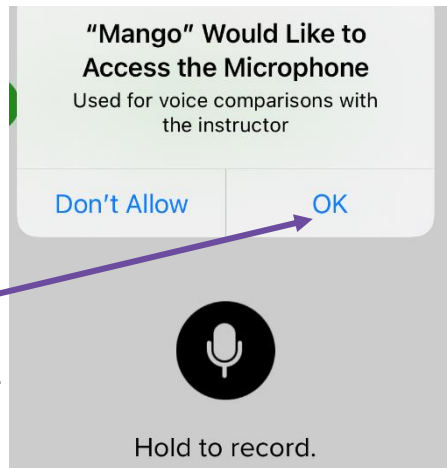
## Mobile devices



Mango Languages is great on mobile devices because of their integrated microphones. It is available from the **Apple App Store** and from **Google Play**. Download and install it like you do other applications.

When you open up the app, it will ask you some questions. You do not have to grant it permissions to send you **notifications**. We recommend giving it permissions to use your **microphone** so you can take advantage of the conversational model of Mango.

If you want to change your choice for either of these options, go to your device **Settings** menu.




## Languages

Arabic (Modern Standard, Egyptian, Iraqi, Levantine)  
Armenian  
Azerbaijani  
Bengali  
Chaldean Aramaic  
Cherokee  
Chinese (Cantonese, Mandarin)  
Croatian  
Czech  
Danish  
Dari  
Dutch  
Dzongkha  
English  
Filipino (Tagalog)  
Finnish  
French  
French (Canadian)  
German  
Greek (Ancient, Koine, Modern)  
Haitian Creole  
Hawaiian  
Hebrew (Biblical, Modern)  
Hindi  
Hungarian  
Icelandic  
Igbo  
Indonesian  
Irish (Standard)  
Italian  
Japanese  
Javanese  
Kazakh  
Korean  
Latin  
Malay  
Malayalam  
Norwegian  
Pashto  
Persian (Farsi)  
Polish  
Portuguese (Brazilian)  
Potawatomi  
Punjabi (Pakistani)  
Romanian  
Russian  
Scottish Gaelic  
Serbian  
Shanghainese  
Slovak  
Spanish (Castilian, Latin America)  
Swahili  
Swedish  
Tamil  
Telugu  
Thai  
Turkish  
Tuvan  
Ukrainian  
Urdu  
Uzbek  
Vietnamese  
Yiddish

---

For more detailed instruction, book a one-on-one session with a librarian. Registration requires a Lincolnwood Library Card. For scheduling, contact Adult Services at (224) 233-1859.



# LINCOLNWOOD PUBLIC LIBRARY

[lincolnwoodlibrary.org](http://lincolnwoodlibrary.org) • 847-677-5277

Free ESL classes  
are available  
online through



**Oakton**  
Community College

**Oakton Community College. Visit**  
<https://ce.oakton.edu/> then select  
**Browse Programs** and then select  
**English as a Second Language (ESL)**  
for more information.

