

DIGITAL RESOURCE GUIDE  
MAGAZINES & NEWS

# Major Dailies Historical



Historic editions of:  
**Chicago Tribune**  
**The New York Times**  
**Los Angeles Times**  
**The Washington Post**  
**THE WALL STREET JOURNAL.**



**LINCOLNWOOD**  
**PUBLIC LIBRARY**

# What is Major Dailies Historical?

ProQuest's Major Dailies Historical is an archive of five U.S. newspapers: *Chicago Tribune*, *Los Angeles Times*, *New York Times*, *The Wall Street Journal*, and *The Washington Post*. These five are some of the most respected regional and national papers of record. It includes content from 1849-2018 in the various papers. Articles and content can be viewed individually or as parts of the original pages they were printed on.

- *Chicago Tribune* – archive of 1849-1998
- *Los Angeles Times* – archive of 1881-1997
- *New York Times* – archive of 1851-2018
- *The Wall Street Journal* – archive of 1889-2010
- *The Washington Post* – archive of 1877-2005

## How to Access Major Dailies Historical?

1. Go to the library's website, [www.lincolnwoodlibrary.org](http://www.lincolnwoodlibrary.org)
2. Hover over Resources. Select **Resource Quick Links**.
3. Select **View Resource** to the right of **Major Dailies Historical**. For the paper you want to read (see list above).
4. If you're outside of the library building, you may have to enter your full library card number **21242000XXXXXX** (without any spaces) to log in.

## ProQuest

### Barcode Required

To access ProQuest, please enter the barcode or other ID that was assigned to you by your institution.

If you do not have a barcode or ID, please consult with your institution for more information on obtaining one. Alternatively, you may [log in to ProQuest](#) using your account or connect through your library or institution.

Barcode:

Log in

2

For more information about using library resources, please visit our website [lincolnwoodlibrary.org](http://lincolnwoodlibrary.org) or stop by the Adult Services desk in the library.

## What you can access with Major Dailies Historical

Major Dailies Historical provides access to sections or whole pages of its covered newspapers. Whole page views show advertisements, pictures and illustrations, and logos/mastheads. Content includes articles, events, obituaries, sports, and more.

### Browsing newspapers by day

From the homepage, select a paper name or the ☰ button.

If you selected the ☰ button:

- Select **Change Databases**. Select + by Historical Newspapers.
- Select the paper you're interested in from the list.
- Then select **Publications** and select the one that includes the year you're looking for.

If you selected a paper name from the homepage:

- Select **Publications**. Select the proper issue for a certain year.



Selecting these options takes you directly to the first day of that section of the publication. Use the three **Choose an issue to view** dropdowns to select a different day and then select **View issue**.

### Chicago Daily Tribune (1847-1858)

Chicago, Ill.: Tribune Publishing Company, LLC



Copy URL



Historical Newspaper

Search within this publication... 

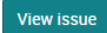
[Advanced Search](#)


Full text coverage Apr 23, 1849 - Jun 28, 1858

Citation/Abstract coverage Apr 23, 1849 - Jun 28, 1858

[More publication information](#) ▾

### Choose an issue to view

1858 > June > Jun 28, 1858 

Issue contents (latest available): Jun 28, 1858  

For more detailed instruction, book a one-on-one session with a librarian. Registration requires a Lincolnwood Library Card. For scheduling, contact Adult Services at (224) 233-1859.

## Links to editions of each paper

Over the years the names of these papers sometimes changed, and they are split up into multiple subsets covering certain years.

If you have any trouble navigating the Major Dailies Historical interface, view all of these editions of each paper at these links:

- *Chicago Tribune* - <https://bit.ly/3zww4tm>
- *Los Angeles Times* - <https://bit.ly/3Ju9Y8a>
- *New York Times* - <https://bit.ly/3Q6dB6L>
- *The Wall Street Journal* - <https://bit.ly/3bu4YDU>
- *The Washington Post* - <https://bit.ly/3QmoCAI>

Within each paper, you can pick an edition that includes the year you're looking for, and either generally search or browse to a specific day.

## Searching and results pages

You can search within issues if you know what day you need. But if you're not sure what day you're looking for, you can do general searches of everything in Major Dailies Historical or of specific papers. There are search boxes on many pages. Type keywords and then select **Search** or **Q** buttons to see results.

Search within this publication...



Select the headline of a result to see its full display. Select **Abstract/Details** to see more data about an item. Select **Full text** to see transcribed plaintext of the item. Select **Full text – PDF** to see the article scan. Select **Page view – PDF** to see everything on the same page.

Select 1-1



1



**Residents love one-campus schools, laid-back living**

Full Text

Flynn McRoberts TRIBUNE STAFF WRITER.

**Chicago Tribune (1963-1996); Chicago, Ill.** [Chicago, Ill]. 29 Jan 1994: B1.

[Abstract/Details](#)

[Full text](#)

[Full text - PDF \(337 KB\)](#)

## 4

For more information about using library resources, please visit our website [lincolnwoodlibrary.org](http://lincolnwoodlibrary.org) or stop by the Adult Services desk in the library.

Filter search results using controls at the top and on the left side.

- You can use **Sorted by** and choose from **Relevance**, **Oldest first**, or **Most recent first**.
- You can remove abstracts with **Limit to**  **Full text**.
- Select ranges of **Publication dates** by dragging the left and right sliders and then select **Update**.
- Select **v** arrows to show even more filtering options, or hide them by selecting **^**.

Results show headline, author, publication date, and paper section. Select any headline to see the full display of that article.

## Downloading articles

You may want to take time to read longer articles and avoid the 30 minute inactivity logout. You can download articles for permanent use by viewing the **Full text – PDF** or **Page view – PDF** options.

Then either select the **Download PDF** button or use the standard save options in the PDF viewer that appears. (Save options are usually **↓** arrows.) The PDF may open automatically in an offline viewer, or it may download using your normal system settings and go to your Downloads, Documents, or Desktop, depending on your settings.



Save as  
PDF

## Citing articles

Near the option to download an article is a **”** button to cite the article if you are using it in a research paper.

- Select the **Cite** option.
- Select an option in the drop down menu beneath **Copy citations directly into your paper**. Highlight the provided citation text and copy/paste into your paper.



Cite

### Copy citations directly into your paper

APA 6th - American Psychological Association, 6th Ed **▼**

---

For more detailed instruction, book a one-on-one session with a librarian. Registration requires a Lincolnwood Library Card. For scheduling, contact Adult Services at (224) 233-1859.

Select the **X** to exit out of the Cite menu to return to the article.

## Emailing articles



Email

Select the **Email** option near the headline to start emailing the article you're viewing.

- In the **Email** menu that appears, use the drop down menu to select what you want to email – either the **Full text** or the **Citation**. Check  **Include Bibliographic citations at the end** and choose a format for the citation if you selected the **Citation** option.
- Type your [email@address.com](mailto:email@address.com) in the **Email addresses** text box and/or the email address of anyone else you want to send the article to. Separate each email address with a , character.
- Type your name in the required **Your name** text box field.
- You can also change the **Subject** and type a **Message** about the article to send in the email.
- Select **Cancel** if you've changed your mind to return to the article, or select **Continue** to have U.S. Major Dailies email the article.



Print

## Printing the article

Select the **Print** option near the headline to start printing an article you're viewing. It will pull up the same PDF that displays in the **Full text – PDF mode**. It may automatically open your standard print settings. If it does not, use your standard PDF viewer controls to start printing.

## More options

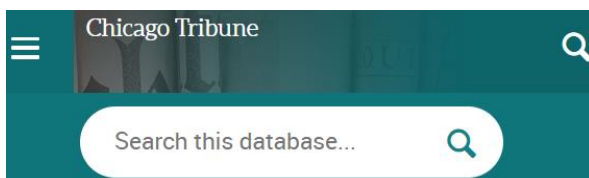


All  
Options

See even more options for working with article content in the ... **All options** menu. This includes saving to cloud services like Google Drive or Microsoft OneDrive, exporting citations to managers like RefWorks, and downloading in formats other than PDF. Select the **X** or **Close** buttons to exit out of this menu.

## Searching more

From an article you're viewing, select the 🔍 button near the name of the newspaper the article was published by to search that paper for more.



Or select the ☰ button and then select **Change databases**.

## Exiting an article

From an article you're viewing, select < **Back to results** to go back to your search. Select **More like this** > to see similar articles.

## Browse page views


From an article you're viewing, select **Browse this issue** to see page-by-page views. Use the text box to manually type in a page number and select **Go**. Or use the ◀ ▶ arrow buttons to switch between pages. |◀ goes to the first and ▶| goes to the last page.



In this view, you can hover over page images and articles will be highlighted in boxes. Select any part of the boxed in areas of articles to be taken to their full views.

*Major Dailies Historical doesn't have an app. It is best viewed on desktop/laptop computers, but works on mobile devices.*

For more detailed instruction, book a one-on-one session with a librarian. Registration requires a Lincolnwood Library Card. For scheduling, contact Adult Services at (224) 233-1859.



# LINCOLNWOOD PUBLIC LIBRARY

[lincolnwoodlibrary.org](http://lincolnwoodlibrary.org) • 847-677-5277



Looking for more to read beyond  
Major Dailies Historical? Try  
PressReader for international  
magazines and newspapers.

