

DIGITAL RESOURCE GUIDE  
DIGITAL MEDIA

# Comics Plus



Digital comics, graphic novels, and manga



LINCOLNWOOD  
PUBLIC LIBRARY


# What is Comics Plus?

Comics Plus is an online library of comics and more that you can use for free with your Lincolnwood Library card. With Comics Plus Library Pass, you have unlimited access to thousands of digital comics, graphic novels, and manga from a variety of publishers. Every title is available 24 hours a day, 7 days a week, on your computer, tablet, or phone – no holds or wait lists required! There are titles for children, teens, and adults, including *Blacksad*, *Lone Wolf and Cub*, *The Walking Dead*, and many more.

## Accessing Comics Plus

1. From the Library's website [www.lincolnwoodlibrary.org](http://www.lincolnwoodlibrary.org) find Resources in the menu, and then select **All Resources**.
2. Select the **View Resource** link under Comics Plus for the age group of content you want to view.


**Comics Plus – Children's Library**



With Comics Plus, you have unlimited access to thousands of digital comics, graphic novels, and manga for children.

**View Resource**


**Comics Plus – Full Content**



With Comics Plus – Full Content, you have unlimited access to everything Comics Plus offers.

**View Resource**

**Comics Plus – Teen Library**



With Comics Plus, you have unlimited access to thousands of digital comics, graphic novels, and manga for teens.

**View Resource**

3. Enter your full 21242000XXXXXX library card number in the Library ID# box with no spaces and then select **Log In**.

**Log In**

2

For more information about using library resources, please visit our website [lincolnwoodlibrary.org](http://lincolnwoodlibrary.org) or stop by the Adult Services Desk in the library.

## Accessing Comics Plus collections

If you have any trouble accessing Comics Plus using the instructions on page 2, enter these link addresses in a browser.

- Children's Library - <https://bit.ly/3TgzOju>
- Teen Library - <https://bit.ly/3Ww6J6h>
- Full Content - <https://bit.ly/3E3YORK>

## Downloading Comics Plus Library Pass apps

If you have any trouble finding the app, enter these link addresses into a browser to go to your app store.

- Apple iOS – <https://apple.co/3U7QHOA>
- Android Google Play – <https://bit.ly/3DUXi9a>



## Introduction and signing in to the Library Pass app

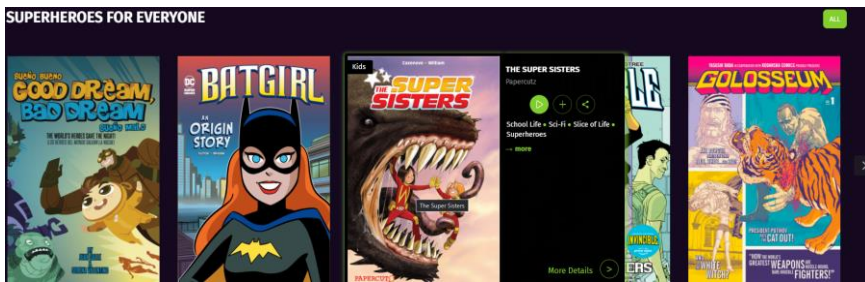
The first time you open the app, you'll have to sign in. Once you're signed in, the app is very similar to the website, except with a ☰ menu to find some sections of Comics Plus.

- Select **Get Started** then **Search Library**. Type **Lincolnwood** and choose from the **Children's**, **Teen**, or **Full** libraries.
- Enter your full 21242000XXXXXX library card number without spaces into the **Library ID#** box and press below this box to dismiss your keyboard.
- Then select **Login**.



## Comics Plus homepage

Once you've logged in, you're taken to the homepage which highlights different comics, graphic novels, and manga in different browsing sections like Superheroes for Everyone.

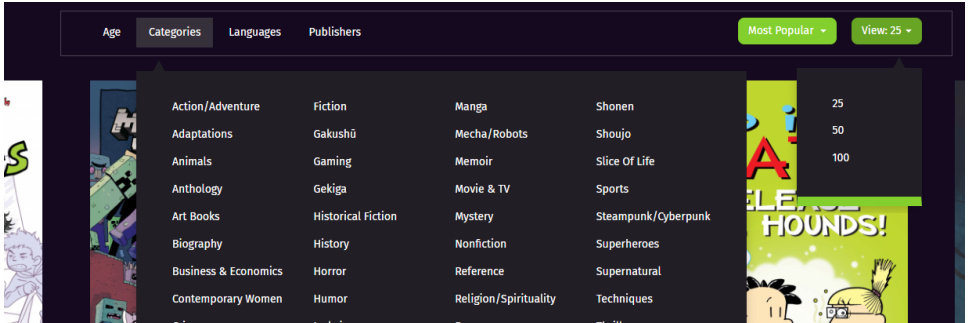


For more detailed instruction, book a one-on-one session with a librarian. Registration requires a Lincolnwood Library Card. For scheduling, contact Adult Services at (224) 233-1841.

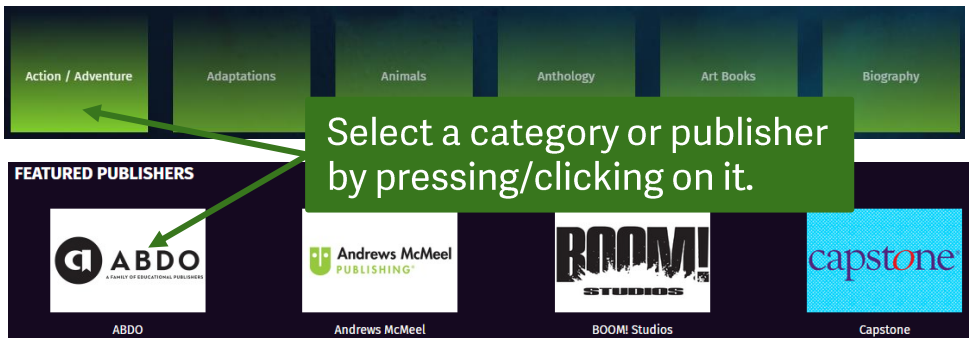
Browse the sections and hover over titles to see a bit more about them, or select the cover or **More Details** > to see everything.

## Browsing and filtering sections of Comics Plus

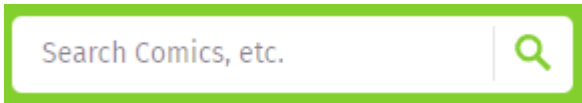
Pages can be filtered by **Age**, **Categories**, **Languages**, and **Publishers**. Results can be displayed A-Z, Z-A, or by **Release Date** - newest or oldest. Choose to show 15, 25, 50, or 100 results. Options appear beneath each label for your selections. Select the label of a filter to close it without selecting anything.



- **Featured** – the homepage
- **Popular** – Comics Plus' most frequently read titles
- **Just Added** – defaults to Release Date (Newest First)
- **Categories** shows an A-Z list of genre/category lists like Adaptations, Early Readers, Fantasy, Humor, Manga, etc.
- **Publishers** lists **Featured Publishers** and **All Publishers**. Once you've picked a specific publisher like *Dark Horse* or *Image Comics*, you can select **All** to filter A-Z through their titles to find a specific title.



# Searching



You can also do keyword searches to find comics. Type what you're looking for and select the magnifying glass or hit your Enter/Return key. Searches include the same filters as other pages along with filtering by age. Age filters are for **Children, Kids, Teen, Young Adult**, and **Adults**. Select results to start reading!

# Reading items

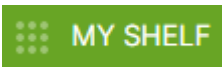


Once you've found something you like, you have a few options to get started reading it. Click or select or hover over item covers to see reading options. The + button lets you add items to **My Shelf** for reading later. The ▶ button starts reading that title immediately. You can also share an item with the link button. Instead of **Stream Now**, **Download Now** works best on mobile devices. Once you've started reading click or select the page:

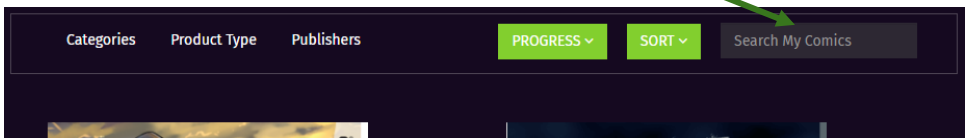
- Esc or tap on your screen – shows the menu of tools
- ◀▶ keys < > buttons - next/previous page
- Enter/spacebar – next page
- X / Done – exit the item to go back to your shelf

The tools menu contains additional functions like skipping to a certain page, zooming in/out, and choosing the number of pages. Some titles may organize pages right to left in the manga style.

# My Shelf



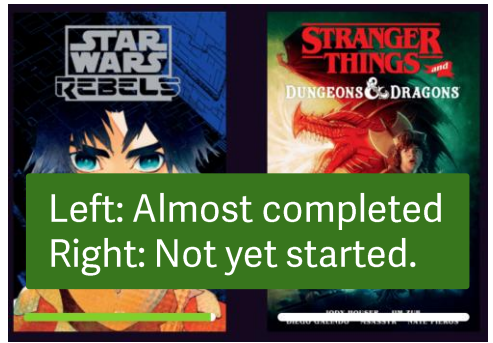
Once you've started reading a title now or used the + button to add something, titles appear on **My Shelf**. They can be filtered by the same Categories and Publishers along with product types (for example graphic novels or art books), and your progress. You can sort by A-Z/Z-A, item release date, or the date you borrowed something. You can also keyword search titles.



For more detailed instruction, book a one-on-one session with a librarian. Registration requires a Lincolnwood Library Card. For scheduling, contact Adult Services at (224) 233-1841.

The shelf shows your progress through titles with a green progress bar at the bottom of cover images.

Remove items from **My Shelf** after you're done with them by hovering over their shelf listing and selecting the – button.



## Tips for the Comics Plus Library Pass for mobile devices

Manga, comics, and graphic novels are best on the largest comfortable screens you have for their beautiful artwork. Especially for very detailed art, items can be very large.

If you are not on a fast Internet connection, the **Stream Now** option may not work. To make sure you have the best reading experience with no problems, choose the **Download Now** option. This is just like downloading a movie or TV show episode for offline viewing while you're traveling. As soon as you select **Download Now**, the button updates with the progress of the file. Once it has finished downloading, go to **My Shelf**, select **On Device**, select the title, and then select **Read Now** to read the downloaded item.



Teen

DOWNLOADING (38%)

STREAM NOW



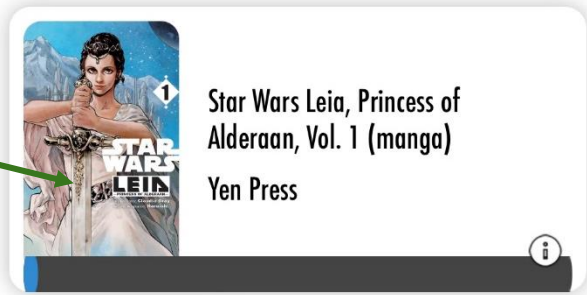
## Remove downloaded titles from mobile devices

You can free up storage space on your device for different graphic novels or any other content by removing downloaded Comics Plus content after you've finished reading it.

- Go to **My Shelf**.
- Press and hold a finger on the cover of an item you want to remove.
- Select **Remove** from the menu that appears.
- And select **OK** to confirm that you're sure you want to remove the item, or hit **Cancel** if you've changed your mind.

### My Comics

Press and hold here to start removing a downloaded title.



#### Star Wars Leia, Princess of Alderaan, Vol. 1 (manga)

READ NOW

REMOVE

Press Remove, and then OK on the next screen (not pictured)

Discover the story of how Leia Organa comes to join the Rebellion against the evil Empire. A young Princess Leia spends her days

## Logging out and accounts

If you need to log out:

- Computers – Go to **Account** and then select **Logout**
- Mobile devices – Go to **Settings** and then select **Logout**

You can use the Account/Settings menu to check Library card number which is useful for parents supervising children.

---

For more detailed instruction, book a one-on-one session with a librarian. Registration requires a Lincolnwood Library Card. For scheduling, contact Adult Services at (224) 233-1841.



# LINCOLNWOOD PUBLIC LIBRARY

[lincolnwoodlibrary.org](http://lincolnwoodlibrary.org) • 847-677-5277

Looking for more ebooks and comics? Use your Library card to try Hoopla for comics, movies, TV shows, ebooks, eaudiobooks, and more.

**hoopla**<sup>®</sup>

